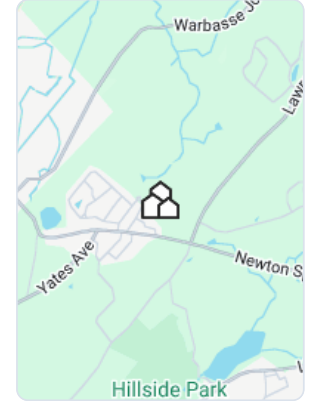


## Market Trends

Property Type: SF + Condo/TH/Apt

### January 2025

#### Market Type



#### Key Details

Months of Inventory	Sold to List Price %	Median Days in RPR	Median Sold Price
<b>1.67</b>	<b>102.7%</b> ↑ 0.8% MoM	<b>29</b> ↑ 20.83% MoM	<b>\$417,000</b> ↓ 0.71% MoM

Realtors Property Resource®, LLC

Source: Listings

## Median Estimated Property Value

February 2025

Property Type: SF + Condo/TH/Apt

Median Estimated Value

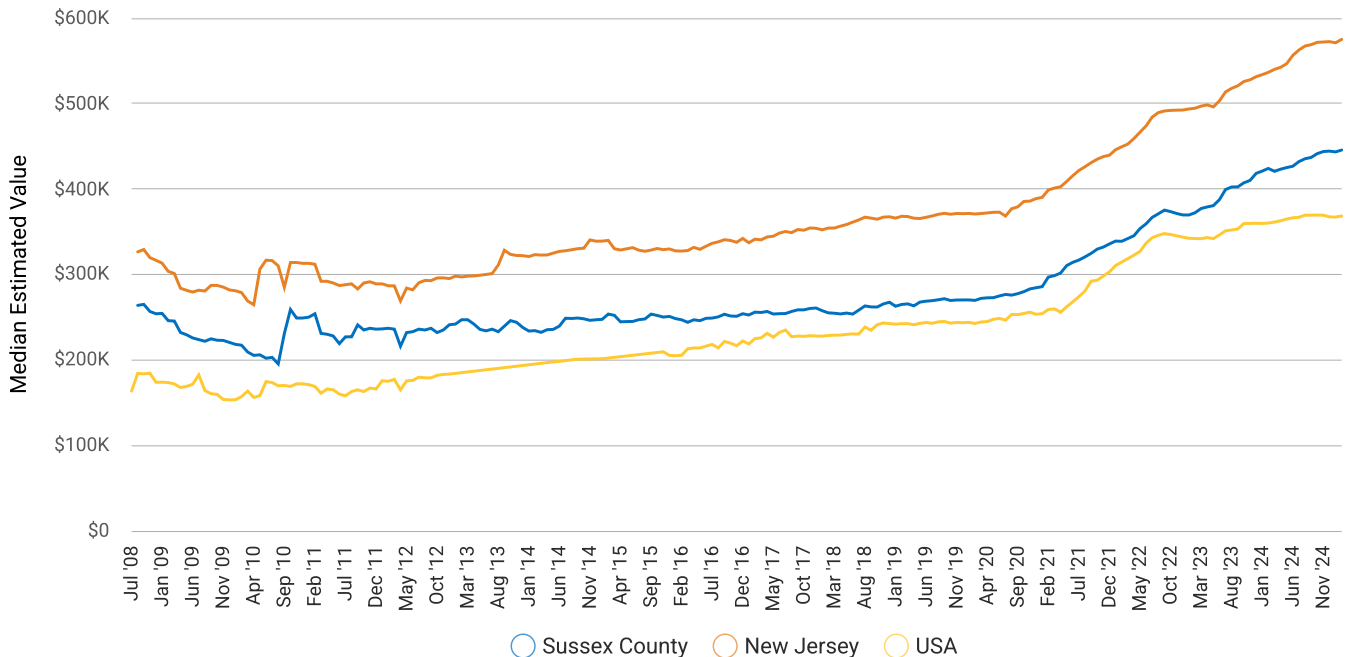
**\$445,610**

Last Month Change

**+0.5%**

12 Month Change

**+5.1%**



Realtors Property Resource®, LLC

Source: Public Records and Listings

## New Listings

January 2025

Property Type: SF + Condo/TH/Apt

Median List Price

**\$399,000**

1.3% MoM

# of Properties

**173**

46.6% MoM

Median \$/Sqft

**\$265**

1.1% MoM

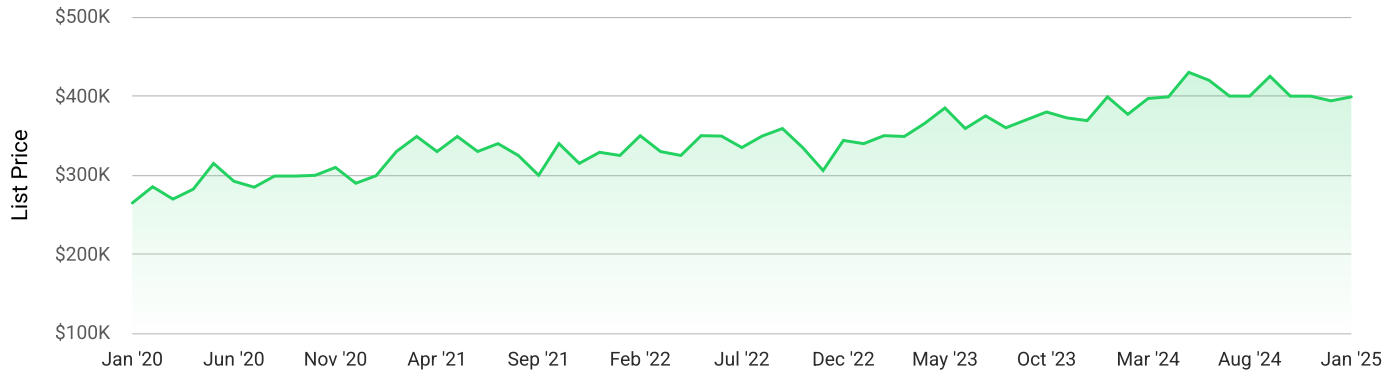
Total \$ Volume

**\$81,379,817**

65.5% MoM

Median Living Area Sqft

**1,368**



Realtors Property Resource®, LLC

Source: Listings

## Active Listings

January 2025

Property Type: SF + Condo/TH/Apt

Median List Price

**\$408,000**

4% MoM

# of Properties

**275**

1.1% MoM

Median Days in RPR

**39**

35% MoM

Median \$/Sqft

**\$265**

0.4% MoM

Total \$ Volume

**\$161,746,984**

3.1% MoM

Median Living Area Sqft

**1,518**

2.4% MoM



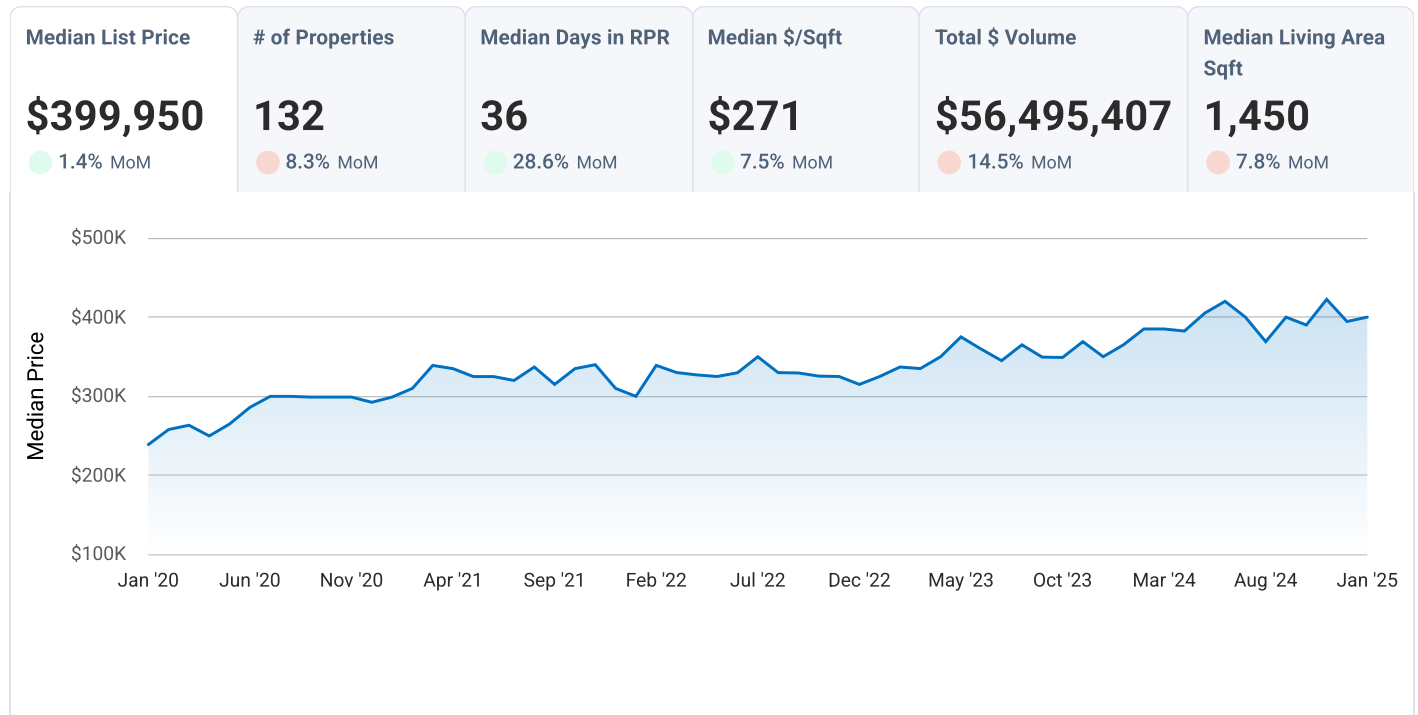
Realtors Property Resource®, LLC

Source: Listings

## New Pending Listings

January 2025

Property Type: SF + Condo/TH/Apt



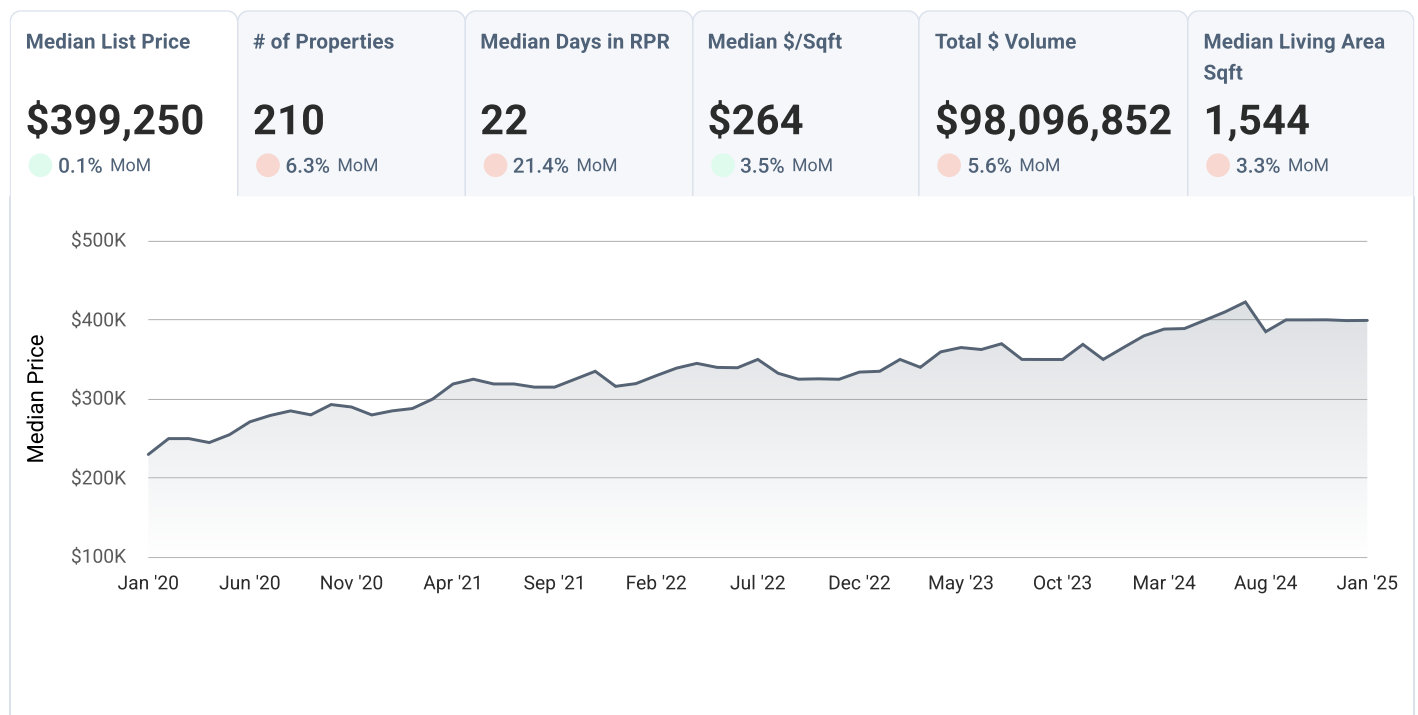
Realtors Property Resource®, LLC

Source: Listings

## Pending Listings

January 2025

Property Type: SF + Condo/TH/Apt



Realtors Property Resource®, LLC

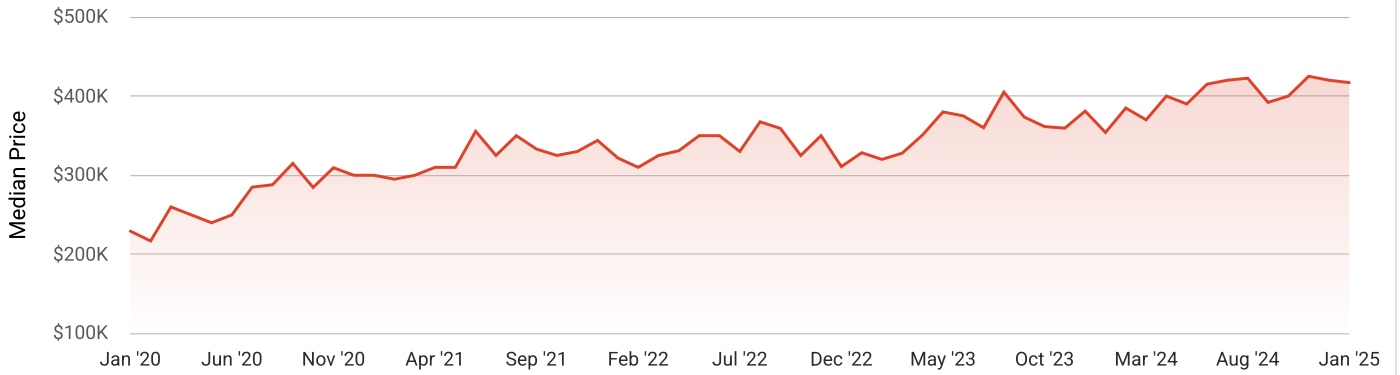
Source: Listings

# Sold Listings

January 2025

Property Type: SF + Condo/TH/Apt

<b>Median Sold Price</b> <b>\$417,000</b> 0.7% MoM	<b># of Properties</b> <b>135</b> 17.7% MoM	<b>Sold to List Price %</b> <b>102.74%</b> 0.8% MoM	<b>Median Days in RPR</b> <b>29</b> 20.8% MoM	<b>Median \$/Sqft</b> <b>\$266</b> 3.9% MoM	<b>Total \$ Volume</b> <b>\$59,759,490</b> 18.8% MoM
--	---	---	---	---	--



Realtors Property Resource®, LLC

Source: Listings

# Months Supply of Inventory

January 2025

Property Type: SF + Condo/TH/Apt

<b>Months Supply of Inventory</b> <b>1.67</b>	<b>Last Month Change</b> -	<b>12 Month Change</b> <b>-12.6%</b>
--	-------------------------------	---



Realtors Property Resource®, LLC

Source: Listings

# Sold Public Records

January 2025

Property Type: SF + Condo/TH/Apt

Median Sold Price

**\$398,750**

0.3% MoM

# of Properties

**96**

48.1% MoM

Median \$/Sqft

**\$259**

1.6% MoM

Median Living Area Sqft

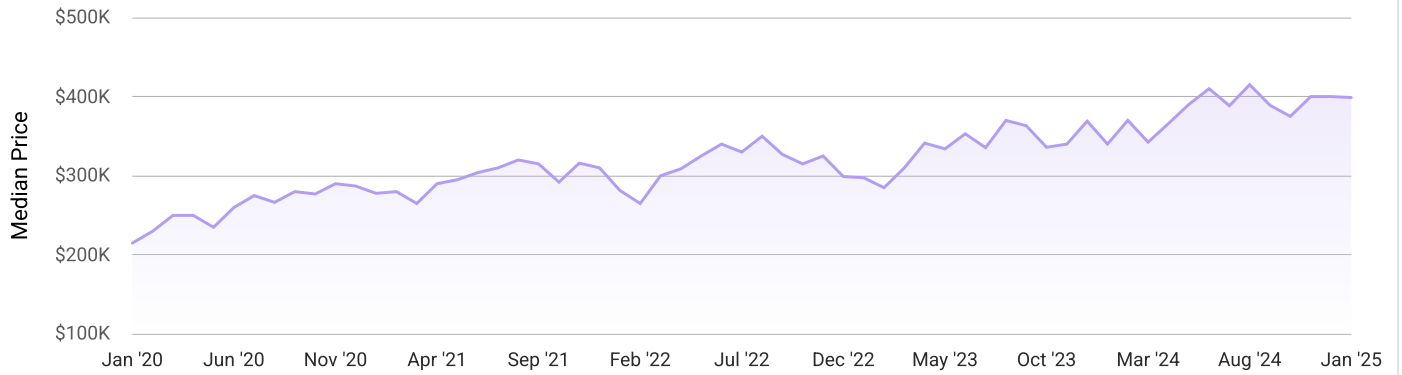
**1,583**

1.5% MoM

Total \$ Volume

**\$40,470,723**

49.3% MoM



Realtors Property Resource®, LLC

Source: Public Records